
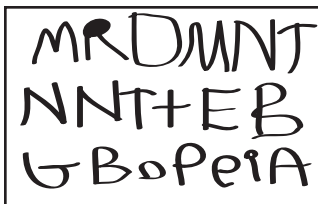




# Kindergarten Writing Rubric



## 1. Pre-Writing

Includes: Drawing, scribbling, symbols that represent letters, and random letters with no relationship between letters chosen and the sounds in a word. Random letters do not progress from left to right.

## 2. Letter Strings

Letters progress from left to right and from top to bottom as the child "reads" their paper back to an adult. Letter sounds have no relationship between letters chosen and the sounds in a word.

the I is 1 2 3 4 5  
see I like one mt

## 3. Environmental Print

Child copies words from the room around him. He usually does not know what words he has copied, and they do not form a sentence.

I see the pig  
(I see the pig.)

## 4. Sight Words in a Sentence

Child writes a sentence that he or she can read back. Spaces between the words are not necessary, nor is end punctuation. Any other words included that are not sight words were found as environmental print in the classroom.

Theh can r  
(The horse can run.)

We wn to the s  
(We went to the store.)

## 5. Beginning Sounds

Sentence includes sight words and some beginning sounds of a word that the child can read back. Vowel sounds and ending sounds in the words written with inventive spelling are not necessary. Spaces between words and end punctuation are not necessary.

## 6. Early Developmental Spelling

Uses sight words and some beginning sounds of a word in a sentence that the child can read back. Some ending sounds of words may begin to appear. There are spaces between most words. Punctuation is not necessary. Child also draws a matching picture to go with the sentence.

To daye i wot to play  
withf the white board and  
the shapex and I won  
to play with my fen  
(Today I want to play with the white board  
and the shapes, and I want to play with my friend.)

One day I saw my  
Frid it was Israel and  
Antonio and Thay got  
lost I fad Them.  
The end  
(One day, I saw my friends. It was  
Israel and Anthony and they got lost.  
I found them. The end.)

## 7. Developmental Spelling

There are spaces between all of the words. When using inventive spelling, some medial and ending sounds are written, including some vowels. Punctuation may be added but is not necessary. Child also makes a matching picture.

## 8. Transitional Spelling

Child writes two or more sentences, using some real spelling that includes words with silent letters. Capitals and punctuation and spaces are used correctly at least some of the time, and the child makes a matching picture.

# Writing Rubric Chart

Level	1	2	3	4	5	6	7	8
Drawing, scribbling, symbols to represent letters.	X	-	-	-	-	-	-	-
Letter Strings	-	X	-	-	-	-	-	-
Only copies words from the environment w/out meaning.	-	-	X	-	-	-	-	-
Use sight words.	-	-	X	X	X	X	X	X
Uses the beginning sounds when trying to spell words.	-	-	-	-	X	X	X	X
Some medial and ending sounds.	-	-	-	-	-	X	X	X
Attempts vowels.	-	-	-	-	-	-	X	X
Uses real spelling and silent letters.	-	-	-	-	-	-	-	X
Draws matching picture.	-	-	-	X	X	X	X	X
Spaces between some words.	-	-	-	-	-	X	-	-
Spaces between most words.	-	-	-	-	-	-	X	X
Two or more sentences	-	-	-	-	-	-	X	X
Usually uses end punctuation.	-	-	-	-	-	-	-	X
Usually uses appropriate capitalization.	-	-	-	-	-	-	-	X